

SELF SERVE WASH



Smarter. Cleaner. Greener.



Table of Contents

Sections	Page
SUPERIOR SELF SERVICE	3
SELF SERVE CUSTOMER SATISFACTION	4
SELF SERVE INVESTMENT SUCCESS	5
IQ SELF WASH SYSTEM	6
BAY METERS	10
IN-BAY EQUIPMENT ITEMS	12
VACUUMS & VENDORS	15

Superior Self Service

EVERYTHING YOU NEED TO SUCCEED

From the state-of-the-art IQ Self Wash integrated pump system to durable booms and brushes, you'll find your competitive edge with D&S self-serve products. Powerful, reliable and efficient—every component is designed to maximize customer satisfaction and car wash owner profit.

THE SYSTEM BEHIND THE SIZZLE

Your customers will appreciate the incredible D&S system working behind the scenes to provide the power, precision and versatility of their wash. What you'll appreciate is a sturdy, compact and efficient pump system driving multiple functions for up to six bays in a single unit.

THE SIZZLE THAT SELLS

Want to whet customers' appetite for revenue-generating wash minutes each time they visit? Welcome them with user-friendly meters that offer up to eleven tempting wash menu options.

To guarantee your sizzle sells, serve them all with fine quality wands, nozzles and hoses, sturdy steel booms, holders and receptacles.





Self Serve Customer Satisfaction

ATTRACT MORE CUSTOMERS

- Smooth running, low noise pump systems convey reliable performance
- The “wow-factor” of powerful, precise application of water and chemicals
- An array of attractive, durable in-bay components draws customers

INCREASE THEIR POTENTIAL

- Optimize customer spending with multiple application options: brushes, spray wands, hand dryers...
- - Up to eleven high-demand wash menu options generate added minutes and revenue
- - Meters with multiple payment option boost minutes while LED message scroll can upsell applications.

RETAIN THEIR TRUST

- System and component quality ensure continuous and consistent operation
- Safe, reliable and durable equipment boosts customer confidence
- High performance operation generates positive customer reviews and referrals

Self Serve Investment Success



ADVANCED SYSTEM

- System engineered for efficient, low-cost-per wash operation
- Easily adjustable wash formulas, menu options and pricing
- Compact system design and dimensions saves pump room space and cost

HIGH PROFIT PER WASH

- Added Wash Options raise average revenue per wash
- Add branding and upsell flair with custom signs and meter face decals
- Multiple payment options help maximize revenue potential


ENHANCED VALUE

- Proven durability, reliability and ease of service contribute to exceptional ROI
- Single source for all your equipment needs and future upgrades
- Build customer value with add-on offerings like vacuums, accessory vendors and air pumps

IQ SELF WASH

State-of-the-art IQ Self Wash is Smarter, Cleaner, Greener and the ideal system for maximum self-serve ROI. The IQSW combines all your high- and low-pressure functions into an efficient, all inclusive system which optimizes chemical, energy and water consumption with a space-saving footprint.

See next page for more info



IQ Self Wash... The Smarter Self Service Solution



SPACE SAVING

Compact, tankless design requires 50% less space than typical units with up to six bays in a single unit, and no need for separate re-pressurization unit.



SMOOTH & QUIET

Direct drive pumps eliminate belts and pulleys. IQSW operates with minimal vibration, which reduces noise and machine wear.



ADVANCED EFFICIENCY

State of the art advanced electronics, injectors and vfd's optimize efficiency through every wash cycle.



WASH MENU OPTIONS

One unit offers up to 11 high demand wash application options depending on package level and in-bay equipment.



EASY INSTALL

Pre-plumbed and wired with castors for mobility. All gauges and regulators are easily accessible, single-phase power option eliminates need for rewiring existing electric.



POWER & PRECISION

Multi pressure delivery 150-1500 psi; quick changeover between high- and low-pressure cycles provides powerful and highly responsive menu applications in-bay.



DURABLE

High quality aluminum and Stainless steel construction, heavy duty gauges, pumps, hoses and motors. Wash cycle transitions via smart relays programmed to reduce wear on system.



FREEZE PROTECTION

Pre plumbed for manual weep or available automated weep upgrade.

IQSW System Packages & Menu Options

The IQSW System Base Level model features 7 standard wash menu applications shown below. Also available are two enhanced Packages (Expert and Genius) offering additional applications. For these you may specify alternate menu selections in conjunction with determining in-bay equipment and chemicals.

GENIUS PACKAGE

EXPERT PACKAGE

BASE PACKAGE



Low Pressure Pre-Soak



High Pressure Rinse



High Pressure Soap



Clear Coat Finish



Low Pressure Foam Brush



LP Tire Clean



Tri Colored Foam



Tire Scrub +



1 additional Low Pressure Option



Specifications

ELECTRICAL

Every bay of self serve requires an individual power circuit. Therefore, if you have six (6) bays of self serve you will need six (6) different circuit breakers for the unit. In addition to the power to each pump motor, single phase control power (120V or 240V @ 10 Amps) needs to be supplied to the pumpstand.

240 VAC1 Phase	60 Hz	5HP motors: 28 amps/bay
208-230 VAC3 Phase	60 Hz	5HP motors: 16 amps/bay

WATER

SOURCE	1 – 3 BAYS	4 – 6 BAYS
Cold, Soft water to each supply manifold	1 x ¾" Supply @ 30PSI	2 x ¾" Supply @ 30PSI
Hot, Soft water to each supply manifold	1 x ¾" Supply @ 30PSI	2 x ¾" Supply @ 30PSI
Spot Free water to each supply manifold	1 x ¾" Supply	2 x ¾" Supply

AIR

1/2" Clean, Dry, Air line regulated at 100 PSI

DIMENSIONS

1 & 2 Bay	45"h x 60"w x 33"d
3 & 4 Bay	60"h x 60"w x 33"d
5 & 6 Bay	75"h x 60"w x 33"d

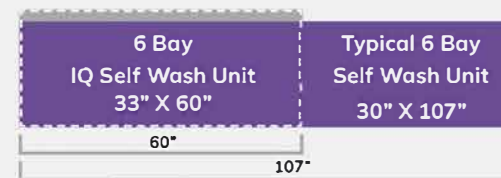


Diagram of IQ Self Wash space requirements versus a typical self serve system

Bay Meters

METERS MAKE MONEY

It's true that installing new, enhanced D&S meters increases your self-serve revenue potential. How?

First, by ensuring customer confidence in a secure and accurate transaction and properly functioning wash.

Second, by providing a user-friendly menu selection interface with your custom branding.

Last but not least, by making it quick and convenient to monitor and purchase additional minutes with digital display wash timers and multiple payment methods.





A



B



C



D

FEATURE	VALUE
Sturdy, all welded, heavy gauge stainless steel	Protects against rust, corrosion and damage
Three standard sizes* A. 10x12, B. 13x18, D. 13x22 *Option of money box shown in figure C adds 4" to above heights	Multiple configurations to meet your budget and space considerations
Lift-out doors	Provides for easy access and servicing
Durable rotary menu selector	Mechanical switch withstands heavy use and elements
Digital display timers	Custom programmable to communicate time and other messages
Multiple method of payment options	Electronic coin acceptors, dollar bill validators and credit card prevent fraud and theft
Custom meter face decal graphics	Choose from a variety of templates, color themes and incorporate your wash branding


In-Bay Items

ESSENTIALS AND EXTRAS TO DELIGHT YOUR CUSTOMERS

When it comes to outfitting your Self Serve Bays, there are dozens of items to consider for function, safety and aesthetics. D&S makes selecting and sourcing the right mix of all three easy and cost-effective.

One source for all your in-bay components, and all designed and manufactured to withstand the typically harsh conditions, rigorous use and environmental exposure of a Self Serve Car Wash.

Combine the durability you value with the exceptional performance customers love for an unbeatable competitive advantage!





FLEXIBLE WAND HOLDER

Protect and preserve your wand's appearance and functionality with this upgraded holder. All steel tube with flexible coil insert near base prevents damage or breaks to wand. Hard rubber top opening rim minimizes impact on nozzle and wand wear.



BAY SIGNS

Inform, instruct and upsell with our selection of colorful, durable in bay signs. Be sure to include a striking info-graphic sign for all your Self-Serve menu options to detail their benefits and encourage their use.



FOAM BRUSH & HOLDER

Customers love the convenience and scrubbing power of a Foaming Brush. Proven revenue generating option includes thick, hog hair brush with protective rubber rim, wand and 12' hose. (requires Low Pressure Pumping Unit). Wand holder and brush bucket also available.




TRI COLOR FOAM GUN

Boost revenue and delight customers with precision application of rich tri-color gloss. Durable molded plastic trigger gun controls stream of vibrant multi color TriGloss® clear coat conditioner for a long-lasting shine. (requires Low Pressure Pumping Unit) Add a gun holder and coiled, bright blue 25' tri foam hose for added impact.



TIRE SCRUB BRUSH & BUCKET

Include a dedicated tire cleaner for added meter minutes. Our round brush has a dense array of black nylon bristles ideally suited to remove dirt and grime from tires. . (requires Low Pressure Pumping Unit). Select a neon green 40" handle and matching 25' coiled hose for a distinctive look.



360° "Z" BOOM

Eliminate tangled hoses with heavy-duty Stainless-Steel D&S Booms. Highly durable yet also flexible enough to allow booms to bend and prolong hose life. Sealed bearings for smooth swivel. Boom reach is 5' with 3/8" wire braid hose end section. Booms sold individually. For dual booms, order 2 + Dual Bracket.



SPRAY WAND & TRIGGER

Choose our most popular, high pressure spray components for your Self-Serve Bays. Start with a well-crafted 10 GPM trigger gun and our insulated 18" blue wand and matching 12' blue comfort hose. Add a spray nozzle with a tip protector.



PITCH-IN RECEPTACLE

The best way to keep your bays litter free! Sturdy, steel receptacles with the familiar graphic are a cost-effective weapon in the battle against trash build up.



MAT HOLDER/TEE PEE TRASH LID

Why add floor mat holders in your bays? Additional revenue! For just a few extra bucks, you can reap many times more in revenue by making it easy for customers to "shampoo" their floor mats. The pay-off doubles with hand dryers.



HAND DRYER

One of today's hottest options in Self-Serve! Like a blow dryer for vehicles, the Palm Dryer is a fast, fun way to complete a wash. Adds revenue and improves competitiveness against In Bay and Tunnels.



HOSES

It's no secret that self-serve hoses take a beating from chemicals, wear and weather. D&S offers a wide variety of in-bay hoses and hose fittings for all your needs.



TIRE INFLATOR

Vehicle owners appreciate this unexpected extra. People commonly go out of their way to businesses offering "Free Air". *(compressor required)*



Vacuums & Vendors

D&S offers a wide range of durable, high performance vacuums and accessory vendors for your self-serve car wash facility. All models feature quality construction, versatile designs, and dependable operation under all conditions. Manufactured in the USA, these revenue generating options will stand the test of time and add an extra boost to your bottom line!

D&S CAR WASH SUPPLY

4200 BRANDI LANE | HIGH RIDGE, MO 63049
DSCARWASH.COM | SALES@DSCARWASH.COM
P: 636-677-3442 | TF: 800-844-3442



WWW.DSCARWASH.COM